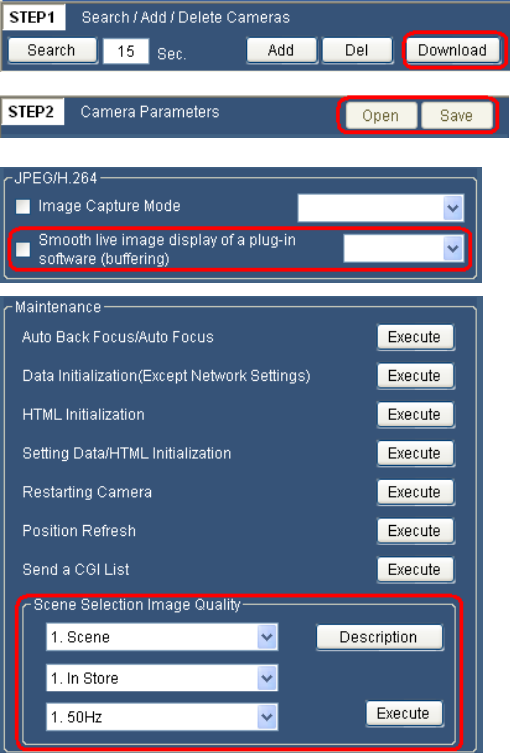
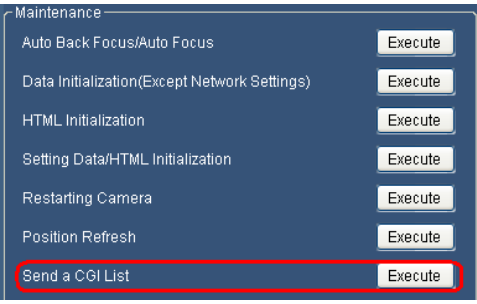
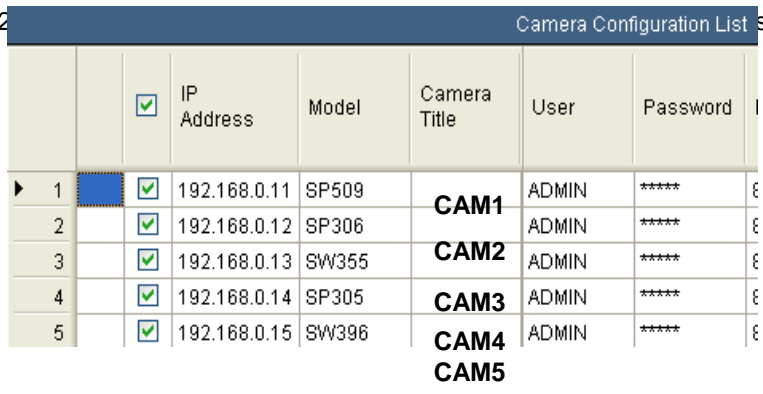


VER Release Date	Priority Rank Level				Contents
	A	B	C	U	
2.0.3 Oct, '08	U				x First Release ND400 (Ver1.0/1.1),ND300(Ver4.5/4.6)
2.1.2 Dec., '08	U				x Add "get Log" Function Add IP Camera Function NP24x(Ver1.5x/1.6x),NS202A(Ver2.4x/2.5x),NF28x(Ver1.3x/1.4x),NW484(1.3x/1.4x),NS95x/NW96x(1.3x/1.4x),NF302/NP304(1.3x/1.4x)
2.2.0 Feb.'09	U				x ND400 (ver1.2/1.3) Compatible
2.3.0 July.09	U				x Change ND400 Log Directory Extend Download Time When used with ND400 with HDE400
2.4.0 Nov.09	U				x Add New Products Upload/Download WV-NP502/NW502 Add Off Line Capability (with out connect products can setup information) Add Log get function for NT304/NT314
2.5.0 Feb.10	U				x Supported new firmware as follows, WV-NP244 - V1.80 / WV-NF284 - V1.6/WV-NS202, NS202A - V2.70/WV-NS950, WV-NW960 - V1.60/WV-NW484S - V1.60/WV-NF302, WV-NP304 - V1.60 WJ-HD616, WJ-HD716 - V1.06
3.2.0 Aug.10	U				x <b>1.i-Pro Configuration Setup</b> SETUP ND400 Ver.2.1 or later supported. SETUP data download/upload : NP502/NW502 Ver.1.10 or later & New products supported Software version up for new products supported. Get log for New products supported. NF28x:before V1.40, NP24x:before V1.25, NP100x:before V1.24 serial no. get process bug fixed. <b>2.i-PRO Easy Setup Software</b> Desktop icon: color, Search products process do not detect products which setting cannot be changed (20min after Power/up etc), etc changed. (minor change)
3.3.0 Dec.10	U				x <b>1.i-Pro Configuration Setup</b> Delete "Initial setup of 'i-PRO system". * Function move to "i-PRO EASY Setup Software". Recorder administrator console supports "ND400 Ver 2.2x". Supported new products : SP102,105(V1.0x), SC385(V1.0x), NV200(V1.0x) Version up function enhanced (Mixed models version up support) Supported new products log download : SP102,105(V1.0x), SC385(V1.0x), NV200(V1.0x) Support nn-default Dina-default Password on recorders with "Upload/Download the setup file", "Download the log files". <b>2.i-PRO Easy Setup Software</b> New products support : SP102, SC385, BB-HCS301 New Firmware support : ND400 V2.2 ND300 V5.2 ND200 V3.3x Change setup parameter of Recording Quality (High only) Camera icon changed as NV200.
3.4.0 July.11	U				x <b>1.i-Pro Configuration Setup</b> Supported new compo. WV-SW395,-SC384, -SW355, -SW352, -SF346, -SF342 Allow to set the start address of "Auto(Assign available IP addresses automatically)" "Recorder administrator console" supports "ND400 Ver 2.4x". "Download the setup file" supports ND400 V2.4* , NV200 V1.10, preset position flag data of SC385. "Upgrade the firmware" supports ND400 V2.4* , NV200 V1.10 "Download the log file" ND400 V2.4* , NV200 V1.10 <b>2.i-PRO Easy Setup Software</b> Supported new compo. WV-SW395,-SC384, -SW355, -SW352, -SF346, -SF342, Switch-M24DCPWR,-M16eG,- Supported ND400 V2.4* Increased the number of camera connection (ND400:Max64, ND300(A):Max32) in case of "OtherSwitch" selected on "Device Connection" screen. Depend on BB/BL camera recording mode, BB/BL camera VMD setting becomes valid/invalid * Schedule rec on : invalid , other recording mode : valid

VER Release Date	Priority Rank Level				Contents
	A	B	C	U	
3.5.0 Jan, '12				U	<p><b>1.i-Pro Configuration Setup</b>                      Supported new compo. WV-SW395,-SC384, -SW355, -SW352, -SF346, -SF342                      supports "ND400 Ver 2.5                      "Download the setup file" supports ND400 V2.5,NV200 V1.20                      "Upgrade the firmware" supports ND400 V2.5,NV200 V1.20</p> <p><b>2.i-PRO Easy Setup Software</b>                      Supported new compo. WV-SW155/152,SF132/135,                      Supported ND400 V2.5</p>
3.6.0 April, '12				U	<p><b>1.i-Pro Configuration Setup</b>                      Supported new camera. WV-SC386, WV-SW396, WV-SW316L / 316 / 314(NTSC only) / WV-SP509 / 508, WV-SW559 / 558, WV-SW175 / 172, WV-ST165 / 162.                      "Download /Upload the setup file" /"Upgrade the firmware" /"GetLog File"</p>
3.7.0 June, '12				U	<p><b>1.i-Pro Configuration Setup</b>                      Supported new camera;                      WV-SF548, WV-SF549, WV-SF538, WV-SF539, WV-SW174W, BL-VT164W, BL-VT164, BL-VP104W, BL-VP104, BL-VP101 and WV-TW310.                      Supported new version on DVRs;                      WJ-ND400 (Ver 3.0 and Ver 3.1), WJ-NV200 (Ver 1.3 and Ver 1.4), WJ-HD616 (Ver 2.2) and WJ-HD716 (Ver 2.2).                      Fixed an issue that HD616/HD716 cannot retrieve setups if VMD area were full of screen.                      Added new function;                      In registration of new cameras on ND400: supported copy &amp; paste function at list of user name.                      Added a new choice "Custom "at language on HD616/HD716 to support language customized.                      User mng. on HD616/HD716: supported retrieving NULL data as user name who is enabled.                      Face matching data on NV200, supported downloading and uploading data file.                      RS-485 control file on GXE500, supported uploading data file.                      On NV200, supported obtaining results (CSV-format) of face matching function.                      On ND400, NV200, HD616 and HD716, supported obtaining number of UID (Max and in used).                      On ND400, NV200, HD616 and HD716, supported obtaining recording information.                      Fixed an issue that system log (screen of browser for cameras) was not shown properly.</p>
3.8.0 Dec, '12				U	<p><b>1. Initial setup of 'i-PRO system'</b>                      Supported new components: WV-SF438, WV-SW458/WV-SW458M, Switch-M8eGPWR+, Switch-M12eGPWR+, Swicth-M48eG                      Supported new version of firmware: WJ-ND400(v3.2), WJ-NV200(v1.5), WV-SP509, WV-SP508, WV-SW559, WV-SW558, WV-SF549, WV-SF548, WV-SF539, WV-SF538</p> <p><b>2.Setup software of the recorder</b>                      Supported new components: WV-SF438, WV-SW458/WV-SW458M                      Supported new version of firmware: WJ-ND400(v3.2), WJ-NV200(v1.5), WV-SP509, WV-SP508, WV-SW559, WV-SW558, WV-SF549, WV-SF548, WV-SF539, WV-SF538</p> <p><b>3.Download the settings from the device</b>                      Supported new components: WV-SF438, WV-SW458/WV-SW458M, Switch-M8eGPWR+, Switch-M12eGPWR+, Swicth-M48eG                      Supported new version of firmware: WJ-ND400(v3.2), WJ-NV200(v1.5), WV-SP509, WV-SP508, WV-SW559, WV-SW558, WV-SF549, WV-SF548, WV-SF539, WV-SF538</p> <p><b>4.Upload the setup file to the device</b>                      Supported new components: WV-SF438, WV-SW458/WV-SW458M, Switch-M8eGPWR+, Switch-M12eGPWR+, Swicth-M48eG                      Supported new version of firmware: WJ-ND400(v3.2), WJ-NV200(v1.5), WV-SP509, WV-SP508, WV-SW559, WV-SW558, WV-SF549, WV-SF548, WV-SF539, WV-SF538                      Supported uploading custom language file for camera.</p> <p><b>5.Upgrade the firmware</b>                      Supported new components: WV-SF438, WV-SW458/WV-SW458M                      Supported new version of firmware: WJ-ND400(v3.2), WJ-NV200(v1.5), WV-SP509, WV-SP508, WV-SW559, WV-SW558, WV-SF549, WV-SF548, WV-SF539, WV-SF538                      Shortening of times for updating camera firmware.</p> <p><b>6.Download the logs from the device</b>                      Supported new components: WV-SF438, WV-SW458/WV-SW458M, Switch-M8eGPWR+, Switch-M12eGPWR+, Swicth-M48eG                      Supported new version of firmware: WJ-ND400(v3.2), WJ-NV200(v1.5), WV-SP509, WV-SP508, WV-SW559, WV-SW558, WV-SF549, WV-SF548, WV-SF539, WV-SF538                      Fixed an issue: failure to retrieve logs on ND200/ND300A.</p> <p><b>7.Other</b>                      Fixed an issue: Unable to receive network information in cases the PC has two or more NICs (Network Interface Cards).</p>

VER Release Date	Priority Rank Level				Contents
	A	B	C	U	
4.0.0 Feb, '13				U	<p><b>Priority Rank Level</b>                      A : Recommend to apply (Major or serious update)                      B : When issue happened                      C : Maintenance timing                      U : Function /Performance improvement (Not Necessary to update)</p> <p><b>Improvements</b>                      1. <b>Camera setting can be done in one action.</b>                      2. <b>Supported new firmware version on the models as follows;</b>                      WJ-HD616(v2.4), WJ-HD716K(v2.4)                      3. <b>Obtaining Log</b>                      Record log that obtaining log itself.                      4. <b>Operation Instructions</b>                      Instruction manual can be referred from the tool.</p> <p>Changed                      1. <b>i-PRO Easy Setup Software</b>                      Deleted.                      2. <b>Label on buttons</b>                      From "i-PRO Configuration Software" to "Panasonic Security System Configuration Tool".                      From "Recorder administrator console" to "Configure Recorders".                      From "Download the setup file" to "Download Configuration Files".                      From "Upload the setup file" to "Upload Configuration Files".                      From "IPgrade the firmware" to "Upgrade Firmware".                      From "Download the log file" to "Download Log Files".</p> <p><b>Fixed issues</b>                      1. <b>Setting IP Address</b>                      Failure detecting IP address while a software using the same port (10669/10670) is running.                      2. <b>Uploading settings</b>                      Failure uploading settings of NV200 Ver1.3 onto NV200 Ver1.5.</p>
4.1.0 Jun, '13				U	<p><b>1. Configure Cameras;</b>                      STEP1 With confirming current setting values.                      STEP2 Possible to download/upload settings those selected in STEP2.                      STEP2 Added choices of smooth display (buffering) in live picture by plug-in software.                      STEP2 Improved settings of Scene Selection Image Quality to be easier.</p>  <p>The screenshots show the following interface elements:                      - <b>STEP1 Search / Add / Delete Cameras:</b> Includes a search field, a '15 Sec.' timer, and 'Add', 'Del', and 'Download' buttons.                      - <b>STEP2 Camera Parameters:</b> Includes 'Open' and 'Save' buttons.                      - <b>JPEG/H.264 settings:</b> Shows 'Image Capture Mode' and 'Smooth live image display of a plug-in software (buffering)' options.                      - <b>Maintenance section:</b> Lists various actions like 'Auto Back Focus/Auto Focus', 'Data Initialization', etc., each with an 'Execute' button.                      - <b>Scene Selection Image Quality:</b> Shows a table with columns for '1. Scene', '1. In Store', and '1. 50Hz', and a 'Description' column, with an 'Execute' button.</p>

VER Release Date	Priority Rank Level				Contents
	A	B	C	U	
4.1.0 Jun, '13	U			x	<p>Priority Rank Level                      A : Recommend to apply (Major or serious update)                      B : When issue happened                      C : Maintenance timing                      U : Function /Performance improvement (Not Necessary to update)</p> <p><b>Contents</b></p> <p>STEP2 Support sending CGI commands those must be described in CGI List.</p>  <p>STEP2 In a case administrator user were only 1, changing user level from Administrator to another will NOT be allowed.</p> <p>STEP3 When pressing [COPY] button and changing one of JPEG resolution, Image Capture Mode, H.264 Resolution or H.264 Frame Rate, the values will be swapped appropriate values if necessary.</p> <p>STEP3 In Camera Configuration List, the font of changed values (copied values) will be displayed in bold.</p>  <p>STEP4 Improved visualization of the differential file of configuration that is created after sending to camera; showing both original and new in a line.</p> <p><b>2. Configure Recorders;</b>                      Supported WJ-ND400 Ver 3.3.</p> <p><b>3. Download Configuration Files</b>                      Supported WJ-ND400 Ver 3.3                      Supported outputting CSV file of returned value that received from camera by "/cgi-bin/setdata".                      Improved that "Number of Operations" can be chosen (Factory Default:"4", Range of choices:"1" to "8")</p> <p><b>4. Upload Configuration Files</b>                      Supported WJ-ND400 Ver 3.3.                      Improved that "Number of Operations" can be chosen (Factory Default:"4", Range of choices:"1" to "8")                      Fixed an issue that failure for uploading configuration to registered devices.</p> <p><b>5. Upgrade Firmware</b>                      Supported WJ-ND400 Ver 3.3.                      Upgrading firmware of both application and driver in one action.                      Improved that "Number of Operations" can be chosen (Factory Default:"4", Range of choices:"1" to "8")</p> <p><b>6. Download Log Files</b>                      Supported WJ-ND400 Ver 3.3.                      Improved that "Number of Operations" can be chosen (Factory Default:"4", Range of choices:"1" to "8")</p>
					<p><b>1. Configure Cameras;</b>                      Supported new cameras: WV-SC588, WV-SW598, WV-SF138, WV-SW158, WV-SF337, WV-SP307 and WV-SF448.</p> <p><b>2. Configure Recorders;</b>                      Supported new firmware version WJ-ND400 Ver 3.4, WJ-NV200 Ver 2.1, WJ-HD616 Ver 2.6 and WJ-HD716 Ver 2.6.                      Supported for Full HD cameras to upgrade firmware in 2 steps</p> <p><b>3. Upgrade Firmware</b>                      Configuration file (*.dat) can be backed up onto desired folder in SD memory card.</p> <p><b>4. Download Configuration Files</b>                      Configuration file (*.dat) can be backed up onto SD memory card so that configuration at replacing camera may be made easier.                      Supported Windows 8                      Each time starting up, it checks if newer version were exist through Internet.</p>
4.2.0 Sept., '13	U			x	<p><b>1. Configure Cameras;</b>                      Supported new cameras: WV-SC588, WV-SW598, WV-SF138, WV-SW158, WV-SF337, WV-SP307 and WV-SF448.</p> <p><b>2. Configure Recorders;</b>                      Supported new firmware version WJ-ND400 Ver 3.4, WJ-NV200 Ver 2.1, WJ-HD616 Ver 2.6 and WJ-HD716 Ver 2.6.                      Supported for Full HD cameras to upgrade firmware in 2 steps</p> <p><b>3. Upgrade Firmware</b>                      Configuration file (*.dat) can be backed up onto desired folder in SD memory card.</p> <p><b>4. Download Configuration Files</b>                      Configuration file (*.dat) can be backed up onto SD memory card so that configuration at replacing camera may be made easier.                      Supported Windows 8                      Each time starting up, it checks if newer version were exist through Internet.</p>

VER Release Date	Priority Rank Level				Contents
	A	B	C	U	Description
4.2.1 Oct., '13				U	<p><b>2. Configure Recorders;</b> Supported WJ-ND400 Ver 4.0.</p> <p><b>3. Download Configuration Files</b> Supported WJ-ND400 Ver 4.0</p> <p><b>4. Upload Configuration Files</b> Supported WJ-ND400 Ver 4.0.</p> <p><b>5. Upgrade Firmware</b> Supported WJ-ND400 Ver 4.0.</p> <p><b>6. Download Log Files</b> Supported WJ-ND400 Ver 4.0.</p> <p><b>7. Others</b></p> <ul style="list-style-type: none"> <li>- Auto-scaling based on the resolution of the display monitor.</li> <li>- Fixed not to missing a part of firmware upgrading software page if 1024x768 or less resolution display were in use.</li> <li>- Added a choice whether "will" or "will not" checking newer version is exist through the internet.</li> <li>- This is to concern about the system without the internet connection.</li> <li>- Support new vendor code for switch, MNO series.</li> </ul>
4.3.0 Dec., '13				U	<p><b>1. Configure Cameras;</b></p> <ul style="list-style-type: none"> <li>- Improved Camera Parameters can be retrieved after detecting devices.</li> <li>- In Camera Configuration List, icons are shown as result of execution on each step.</li> <li>- Supported WV-SF448, WV-SF438, WV-SW458, WJ-GXE500, WJ-GXE100.</li> </ul> <p><b>2. Configure Recorders;</b></p> <ul style="list-style-type: none"> <li>- Supported displaying revised model number of WJ-ND400 for Japanese market that had been changed model number from DG-ND400.</li> <li>- Supported that the setting parameter files, those had been downloaded from WJ-NV200/WJ-ND400, would be able to be converted and saved to text-file in the selected language.</li> </ul> <p><b>3. Download Configuration Files</b> Added: When downloading the setting parameters from WJ-NV200/WJ-ND400, the setting file (binary data) will be converted and saved to text-file in the selected language.</p>
4.4.0 Jun., '14				U	<p><b>1. Configure Cameras;</b></p> <ul style="list-style-type: none"> <li>- Added new function</li> <li>- Improved usability on CGI List (Executing prepared CGI List in text and save the response.)</li> <li>- User name and password for administrator can be changed from Factory default (admin/12345), allow up to 18 users instead of 4 and user(s) can be deleted.</li> <li>- Supported new components: WV-SFN611L, WV-SFN631L, WV-SFR611L, WV-SFR631L, WV-SFV611L, WV-SFV631L and WV-SW115</li> </ul> <p><b>2. Configure Recorders;</b></p> <ul style="list-style-type: none"> <li>- Supported saving as text of configuration files of WJ-NV300 (v1.0), WJ-ND400(K)(v4.1), WJ-NV200 (v2.2).</li> <li>- Supported installing the setup software of WJ-ND400(K)(v4.1) and WJ-NV200 (v2.2).</li> </ul> <p><b>3. Download Configuration Files</b> Supported new components: WV-SFN611L, WV-SFN631L, WV-SFR611L, WV-SFR631L, WV-SFV611L, WV-SFV631L, WV-SW115, WJ-NV300 (v1.0), WJ-ND400(K)(v4.1), WJ-NV200 (v2.2)</p> <p><b>4. Upload Configuration Files</b> Supported new components: WV-SFN611L, WV-SFN631L, WV-SFR611L, WV-SFR631L, WV-SFV611L, WV-SFV631L, WV-SW115, WJ-NV300 (v1.0), WJ-ND400(K)(v4.1), WJ-NV200 (v2.2)</p> <p><b>5. Upgrade Firmware</b> Supported new components: WV-SFN611L, WV-SFN631L, WV-SFR611L, WV-SFR631L, WV-SFV611L, WV-SFV631L, WV-SW115, WJ-NV300 (v1.0), WJ-ND400(K)(v4.1), WJ-NV200 (v2.2)</p> <p><b>6. Download Log Files</b> Supported new components: WV-SFN611L, WV-SFN631L, WV-SFR611L, WV-SFR631L, WV-SFV611L, WV-SFV631L, WV-SW115, WJ-NV300 (v1.0), WJ-ND400(K)(v4.1), WJ-NV200 (v2.2)</p> <p><b>7. Others</b></p> <ul style="list-style-type: none"> <li>- Supported Windows 8.1</li> <li>- No longer supported Windows XP</li> </ul>

VER Release Date	Priority Rank Level				Contents
	A	B	C	U	
4.5.0 Sept.,'14	C				<p><b>1. Initial Setup;</b>                      x - Supported new components: WV-SFN310, WV-SFN311, WV-SFR310, WV-SFR311, WV-SFV310, WV-SFV311, WV-SPN611, WV-SPN631 and WV-SMR10.</p>
				x	<p><b>2. Configure Cameras;</b>                      - Supported new components: WV-SFN310, WV-SFN311, WV-SFR310, WV-SFR311, WV-SFV310, WV-SFV311, WV-SPN611 and WV-SPN631.                      - Fixed issues:                      Supported changing only Administrator password.                      IP address at assigning multicast address [Added "1" to the 4th octet in IP address when assigning multicast address for H.264(2)].</p>
					<p><b>3. Configure Recorders;</b>                      x - Made the configuration file a text.                      - Supported new firmware version: WJ-NV300(v1.1).</p>
					<p><b>4. Download Configuration Files</b>                      x - Supported new components: WV-SFN310, WV-SFN311, WV-SFR310, WV-SFR311, WV-SFV310, WV-SFV311, WV-SPN611, WV-SPN631 and WV-SMR10.                      - Supported new firmware version: WJ-NV300(v1.1).</p>
					<p><b>5. Upload Configuration Files</b>                      x - Supported new components: WV-SFN310, WV-SFN311, WV-SFR310, WV-SFR311, WV-SFV310, WV-SFV311, WV-SPN611, WV-SPN631 and WV-SMR10.                      - Supported new firmware version: WJ-NV300(v1.1).</p>
					<p><b>6. Upgrade Firmware</b>                      x - Supported new components: WV-SFN310, WV-SFN311, WV-SFR310, WV-SFR311, WV-SFV310, WV-SFV311, WV-SPN611, WV-SPN631 and WV-SMR10.                      - Supported new firmware version: WJ-NV300(v1.1).</p>
					<p><b>7. Download Log Files</b>                      x - Supported new components: WV-SFN310, WV-SFN311, WV-SFR310, WV-SFR311, WV-SFV310, WV-SFV311, WV-SPN611, WV-SPN631 and WV-SMR10.                      - Supported new firmware version: WJ-NV300(v1.1).</p>
5.0.0 Dec.,'14	U				<p><b>1. General</b>                      - "Initial Setup" was moved into "Configure Cameras".                      - "Download Configuration Files" and "Download Log Files" were merged as "Download Configuration &amp; Log Files".                      - No longer support old recorders and cameras;                      Recorders: WJ-HD3** series, ND300 series and ND200 series.                      Cameras: WV-NP240/NP244 series.                      x - Changed target folder at installation and icon so that both version 4.5 and version 5.0 can be installed on a PC.                      - Changed recommended system;                      OS: Removed Windows Vista                      CPU: Changed to "Intel Core i5 2.5 or greater".                      Display: Changed to "1280 x 800 pixels or greater".                      .Net Framework 4.5: Changed to "VS2013 VC++, Redistributable package".</p>
					<p><b>2. Configure Cameras;</b>                      - Added new function;                      Visible effectiveness of before/after changing Scene Selection Image Quality.                      Added parameters for H.264(3)(4) to adjust image.                      Merged settings of camera parameters and Set/Load of Camera Configuration List.                      x Added notification of error at Camera Configuration List (Row/Column).                      Retrieved settings for network and IP address of Initial Setup on Version 4.5                      Changed default target folder to save files.                      Changed default target folder to save files.                      Improved operability by changing layout.                      - Supported new components: WV-SPW631L series, WV-SPW531L, WV-SPN311, WV-SPN310, WV-SPN531.</p>
					<p><b>3. Configure Recorders;</b>                      x - Supported new firmware version: WJ-ND400(/K)(v4.3/v4.4).</p>

VER Release Date	Priority Rank Level				Contents
	A	B	C	U	Description
5.0.0 Dec., '14	U			x	<b>4. Download Configuration &amp; Log Files</b> - Added new function; Search devices. Location to save files can be changed. Options page Changeable Number of Operations in parallel and use/not use PING. Changeable Search time and definable "Administrator User name" and "Password" depends on devices. - Supported new components: WV-SPW631L series, WV-SPW531L, WV-SPN311, WV-SPN310, WV-SPN531. - Supported new firmware version: WJ-ND400(K)(v4.3/v4.4), WJ-NV300(v1.1), WJ-NV200(v2.3).
					<b>5. Upload Configuration Files</b> - Added new function; Search devices. Location to save files can be changed. Options page Changeable Number of Operations in parallel and use/not use PING. Changeable Search time and definable "Administrator User name" and "Password" depends on devices. Misc. with "Uploading Configuration Files" - Supported new components: WV-SPW631L series, WV-SPW531L, WV-SPN311, WV-SPN310, WV-SPN531. - Supported new firmware version: WJ-ND400(K)(v4.3/v4.4), WJ-NV300(v1.1), WJ-NV200(v2.3).
					<b>6. Upgrade Firmware</b> - Added new function; Search devices. Location to save files can be changed. Options page Changeable Number of Operations in parallel and use/not use PING. Changeable Search time and definable "Administrator User name" and "Password" depends on devices. Selectable if configuration to be restore default. Selectable if overwritten camera title, address for multicast / port number, configuration on recorder. - Supported new components: WV-SPW631L series, WV-SPW531L, WV-SPN311, WV-SPN310, WV-SPN531. - Supported new firmware version: WJ-ND400(K)(v4.3/v4.4), WJ-NV300(v1.1), WJ-NV200(v2.3).
5.1.0 Apr., '15	U			x	<b>1. General</b> - Added new function; Improved quality of icons on toolbar. - Fixed the issues as follows: Unable to change connection mode to multiple devices. Displayed incorrect Default Gateway address and Subnet mask when detecting WJ-NV300 and WJ-NV200. - Supported new components: WV-SFV481, WV-SFN480, WV-SPW611 series and WV-SPW310 series. - Supported newest firmware version (only when detecting and starting browser): WJ-NV300(v1.2)
					<b>2. Configure Cameras;</b> - Added new function; For WJ-ND400, configure cameras such as model, image capture mode, frame rate, resolution, image quality. Autocomplete function for inputting model numbers of cameras at Configure Cameras. Example: listing all models those contain "sf" when typing "sf". - Supported new components: WV-SFV481, WV-SFN480, WV-SPW611 series and WV-SPW310 series. - Supported new firmware version (only when detecting and starting browser): WJ-ND400(K)(v4.5)
					<b>3. Configure Recorders;</b> - Added new function; Supported discontinued models such as WJ-HD3xx, WJ-ND300, WJ-ND200, WV-NP244 by switching exclusive screen for the models. - Supported new components: WV-SFV481, WV-SFN480, WV-SPW611 series and WV-SPW310 series. - Supported new firmware version (only when detecting and starting browser): WJ-NV300(v1.2) and WJ-ND400(K)(v4.5)

VER Release Date	Priority Rank Level				Contents
	A	B	C	U	
	Priority Rank Level A : Recommend to apply (Major or serious update) B : When issue happened C : Maintenance timing U : Function /Performance improvement (Not Necessary to update)				
					<b>Description</b>
5.1.0.6 Apr., '15				U	<b>4. Download Configuration &amp; Log Files</b> - Added new function; Supporting discontinued models such as WJ-HD3xx, WJ-ND300, WJ-ND200, WV-NP244 by switching exclusive screen for the models. x Displaying the reason why setting menu failed uploading while operated by another user. - Supported new components: WV-SFV481, WV-SFN480, WV-SPW611 series and WV-SPW310 series. - Supported new firmware version (only when detecting and starting browser): WJ-NV300(v1.2) and WJ-ND400(K)(v4.5)
					<b>5. Upload Configuration Files</b> - Added new function; x Supported discontinued models such as WJ-HD3xx, WJ-ND300, WJ-ND200, WV-NP244 by switching exclusive screen for the models. - Supported new components: WV-SFV481, WV-SFN480, WV-SPW611 series and WV-SPW310 series. - Supported new firmware version (only when detecting and starting browser): WJ-NV300(v1.2) and WJ-ND400(K)(v4.5)
5.1.0.7 Apr., '15				C	x Fixed an problem at upgrading firmware for WV-SPW310 / SPW311L / SPW611 / SPW611L.
					<b>1. Initial Setup;</b> x - Supported new components: WV-SW397, WV-SC387, WV-SPN533H, WV-SPN313H.
					<b>3. Configure Recorders;</b> x Improved configuration procedure for setting up schedule per camera (1 to 8) at Time table in Schedule on WJ-ND400.
5.2.0.4 June, '15				C	<b>4. Download Configuration Files</b> x - Supported new components: WV-SW397, WV-SC387, WV-SPN533H, WV-SPN313H.
					<b>5. Upload Configuration Files</b> x - Supported new components: WV-SW397, WV-SC387, WV-SPN533H, WV-SPN313H.
					<b>6. Upgrade Firmware</b> - Supported new components: WV-SW397, WV-SC387, WV-SPN533H, WV-SPN313H. - Fixed an issue that unable to upgrade firmware by firmware files for BL-VP101 / BL-VP104 / BL-VP104W obtaining from Panasonic Global site ( <a href="http://security.panasonic.com/pss/security/library/products.html">http://security.panasonic.com/pss/security/library/products.html</a> ).
					<b>2. Configure Cameras;</b> - Made configuration more efficient by copying setting values other than IP address (Connection mode/Subnet mask/default Gateway port number) to 2 or more cameras with check mark when assigning IP address manually. x - Made configuration more efficient by assigning IP address automatically and batch transmission to 2 or more cameras with check mark. - Supported new components/new firmware: WV-SPV781L, WV-SFN531, WV-SFR531, WV-SFV531 WJ-ND400(v5.0), WJ-NV300(v1.3) : Only for Search and start running web browser.
5.3.0.2 Aug., '15				C	<b>3. Configure Recorders;</b> - Supported new firmware: WJ-ND400(v5.0), WJ-NV300(v1.3) : Only converting Setup file (Binary data) into Text data. - Fixed an issue that Configure Recorders could not load camera configuration files as follow; WV-SP104W was(were) registered. WJ-ND400 was between version 4.1 and 4.2 and WV-SW115 was(were) registered.
					<b>4. Download Configuration &amp; Log Files</b> x - Supported new components: WV-SW397, WV-SC387, WV-SPN533H, WV-SPN313H.
					<b>5. Upload Configuration Files</b> x - Supported new components/new firmware: WV-SPV781L, WV-SFN531, WV-SFR531, WV-SFV531 WJ-ND400(v5.0), WJ-NV300(v1.3)



VER Release Date	Priority Rank Level				Contents
	A	B	C	U	
5.4.0.3 Oct.,'15	C			x	<b>2. Configure Cameras;</b> - Supported new components/new firmware: Detection and starting up browser only; WV-SFN310A, WV-SFN311A, WV-SFR310A, WV-SFR311A, WV-SFV310A, WV-SFV311A, WV-SPN310A, WV-SPN311A, WV-SPW312L, WV-SPW311AL, WV-SPN531A, WV-SPW531AL, WV-SPW532L WJ-NV200(v2.4) - Increased registerable devices up to1024 units. - Fixed an issue that AUTO BACK FOCUS function was accepted for WV-SF5*8, WV-SF5*9 and WV-SW55*.
				x	<b>3. Configure Recorders;</b> - Supported new firmware: Converting binary to text only: WJ-NV200(v2.4)
				x	<b>4. Download Configuration &amp; Log Files</b> - Supported new components: WV-SFN310A, WV-SFN311A, WV-SFR310A, WV-SFR311A, WV-SFV310A, WV-SFV311A, WV-SPN310A, WV-SPN311A, WV-SPW312L, WV-SPW311AL, WV-SPN531A, WV-SPW531AL, WV-SPW532L WJ-NV200(v2.4) - Increased registerable devices up to1024 units.
				x	<b>5. Upload Configuration Files</b> - Supported new components/new firmware: WV-SFN310A, WV-SFN311A, WV-SFR310A, WV-SFR311A, WV-SFV310A, WV-SFV311A, WV-SPN310A, WV-SPN311A, WV-SPW312L, WV-SPW311AL, WV-SPN531A, WV-SPW531AL, WV-SPW532L WJ-NV200(v2.4) - Increased registerable devices up to1024 units.
					x
5.5.0.4 Jan.,'16	C			x	<b>2. Configure Cameras;</b> - Supported new components/new firmware: <u>Cameras;</u> WV-SBV111M, WV-SBV131M WV-SFN310A, WV-SFN311A, WV-SFR310A, WV-SFR311A, WV-SFV310A, WV-SFV311A, WV-SPN310A, WV-SPN311A, WV-SPW312L, WV-SPW311AL, WV-SPN531A, WV-SPW531AL, WV-SPW532L, WV-SFN310AH, WV-SFN311AH, WV-SFR310AH, WV-SFR311AH, WV-SFV310AH, WV-SFV311AH, WV-SPN310AH, WV-SPN311AH, WV-SPW312LH, WV-SPW311ALH, WV-SPN531AH, WV-SPW531ALH, WV-SPW532LH <u>Network Recorders (Detection and starting up browser only);</u> WJ-ND400(V5.1) WJ-NV300(V1.4), WJ-NV250(V1.4) : Except Chinese market models <u>PoE Switch (For collecting log only);</u> M5eGLPWR+, M8eGLPWR+ - Improved available to edit "Multicast address" and "OSD title" at Camera Configuration List of Configure Cameras on WJ-GXE500 directly. - Improved accepting paste characters onto the input-field at Camera "Title". - Fixed an issue that H.264(3)(4) did not switch to [16:9] automatically even if selecting "3M/JPEG(1)[16:9]" on cameras.
				x	<b>3. Configure Recorders;</b> - Supported new components/new firmware: <u>Network Recorders (Detection and starting up browser only);</u> WJ-NV300(V1.4), WJ-NV250(V1.4) : Except Chinese market models. Only for "Convert Setup file (Binary data) into Text data". - Fixed issues at editing settings of schedule recording on WJ-ND400 as follows; Unable to select the choice of I-Frame at off-line. Displaying unnecessary cameras in drop-down list on Configure Cameras.

Added on Feb. 5,2016

VER Release Date	Priority Rank Level				Contents
	A	B	C	U	Description
5.5.0.4 Jan., '16	C			x	<b>4. Download Configuration &amp; Log Files</b> - Supported new components/new firmware: <u>Cameras;</u> WV-SBV111M, WV-SBV131M WV-SFN310A, WV-SFN311A, WV-SFR310A, WV-SFR311A, WV-SFV310A, WV-SFV311A, WV-SPN310A, WV-SPN311A, WV-SPW312L, WV-SPW311AL, WV-SPN531A, WV-SPW531AL, WV-SPW532L, WV-SFN310AH, WV-SFN311AH, WV-SFR310AH, WV-SFR311AH, WV-SFV310AH, WV-SFV311AH, WV-SPN310AH, WV-SPN311AH, WV-SPW312LH, WV-SPW311ALH, WV-SPN531AH, WV-SPW531ALH, WV-SPW532LH <u>Network Recorders (Detection and starting up browser only);</u> WJ-ND400(V5.1) WJ-NV300(V1.4), WJ-NV250(V1.4) : Except Chinese market models <u>PoE Switch (For collecting log only);</u> M5eGLPWR+, M8eGLPWR+
					<b>5. Upload Configuration Files</b> - Supported new components/new firmware: <u>Cameras;</u> WV-SBV111M, WV-SBV131M WV-SFN310A, WV-SFN311A, WV-SFR310A, WV-SFR311A, WV-SFV310A, WV-SFV311A, WV-SPN310A, WV-SPN311A, WV-SPW312L, WV-SPW311AL, WV-SPN531A, WV-SPW531AL, WV-SPW532L, WV-SFN310AH, WV-SFN311AH, WV-SFR310AH, WV-SFR311AH, WV-SFV310AH, WV-SFV311AH, WV-SPN310AH, WV-SPN311AH, WV-SPW312LH, WV-SPW311ALH, WV-SPN531AH, WV-SPW531ALH, WV-SPW532LH <u>Network Recorders (Detection and starting up browser only);</u> WJ-ND400(V5.1) WJ-NV300(V1.4), WJ-NV250(V1.4) : Except Chinese market models
					<b>6. Upgrade Firmware</b> - Supported new components/new firmware: <u>Cameras;</u> WV-SBV111M, WV-SBV131M WV-SFN310A, WV-SFN311A, WV-SFR310A, WV-SFR311A, WV-SFV310A, WV-SFV311A, WV-SPN310A, WV-SPN311A, WV-SPW312L, WV-SPW311AL, WV-SPN531A, WV-SPW531AL, WV-SPW532L, WV-SFN310AH, WV-SFN311AH, WV-SFR310AH, WV-SFR311AH, WV-SFV310AH, WV-SFV311AH, WV-SPN310AH, WV-SPN311AH, WV-SPW312LH, WV-SPW311ALH, WV-SPN531AH, WV-SPW531ALH, WV-SPW532LH <u>Network Recorders (Detection and starting up browser only);</u> WJ-ND400(V5.1) WJ-NV300(V1.4), WJ-NV250(V1.4) : Except Chinese market models <u>PoE Switch (For collecting log only);</u> M5eGLPWR+, M8eGLPWR+
					<b>9. Others</b> x - Unified the icon in all of the menu to green (PSSCT2 common icon).
5.6.0.3 Jan., '16	C			x	<b>2. Configure Cameras;</b> - Changed running the wizard for registering administrator automatically by detecting a device without administrator. - Supported new components: WV-SFN110(H), WV-SFN130(H), WV-SFV110(M)(H), WV-SFV130(M)(H) . - Supported new firmware: (1) WJ-ND400(V5.2, V5.3) (2) WJ-NV300(V1.5, V1.6): Only converting Setup file (Binary data) into Text data. Except Chinese market models. (3) WJ-NV250(V1.5, V1.6): Only converting Setup file (Binary data) into Text data. For Japanese market model only. (4) WJ-NV200(V2.5, V2.6): Only converting Setup file (Binary data) into Text data. - Changed default model number at adding new camera from WV-SP509 to WV-SPN631. - Fixed an issue that incorrect model number may be displayed if the model number includes "A" as suffix. - Fixed an issue that incorrect model number may be displayed by retrieving configuration settings for the device which IP address is duplicated.

VER Release Date	Priority Rank Level				Contents
	A	B	C	U	Description
5.6.0.3 Jan.,'16	C			x	<b>3. Configure Recorders;</b> - Supported new firmware: (1) WJ-ND400(V5.2, V5.3) (2) WJ-NV300(V1.5, V1.6): Only converting Setup file (Binary data) into Text data. Except Chinese market models. (3) WJ-NV250(V1.5, V1.6): Only converting Setup file (Binary data) into Text data. For Japanese market model only. (4) WJ-NV200(V2.5, V2.6): Only converting Setup file (Binary data) into Text data. - Fixed an issue that the choice of "Disk end mode" setting in "Create / Edit Recorder Configuration File" was displayed incorrectly.
				x	<b>4. Download Configuration &amp; Log Files</b> - Supported new components: WV-SFN110(H), WV-SFN130(H), WV-SFV110(M)(H), WV-SFV130(M)(H) . - Supported new firmware: (1) WJ-ND400(V5.2, V5.3) (2) WJ-NV300(V1.5, V1.6): Only converting Setup file (Binary data) into Text data. Except Chinese market models. (3) WJ-NV250(V1.5, V1.6): Only converting Setup file (Binary data) into Text data. For Japanese market model only. (4) WJ-NV200(V2.5, V2.6): Only converting Setup file (Binary data) into Text data.
				x	<b>5. Upload Configuration Files</b> - Supported new components: WV-SFN110(H), WV-SFN130(H), WV-SFV110(M)(H), WV-SFV130(M)(H) . - Supported new firmware: (1) WJ-ND400(V5.2, V5.3) (2) WJ-NV300(V1.5, V1.6): Only converting Setup file (Binary data) into Text data. Except Chinese market models. (3) WJ-NV250(V1.5, V1.6): Only converting Setup file (Binary data) into Text data. For Japanese market model only. (4) WJ-NV200(V2.5, V2.6): Only converting Setup file (Binary data) into Text data. - Fixed an issue that authentication information (input value at option) would not be effective properly for communicating with WJ-ND400.
				x	<b>6. Upgrade Firmware</b> - Improved operability by the detecting conditions of WJ-ND400 to be common for all menu. - unified the terms in which the expression was different in each menu
5.7.0.3 June,'16	C			x	<b>1. Overview;</b> - Improved operability by centralizing credential of the login such as User name and Password. Keep all settings between "Panasonic Security System Configuration Tool" and credential of the login (optional setting values) to be stored. - Improved operability by reducing steps as discarding manual choice of Network Interface card (NIC) each time starting up.
				x	<b>2. Configure Devices (This was named "Configure Cameras");</b> - Improved device authentication to prevent unintended access by unknown third party, by improved operability at Administrator Registration; Improved detecting registration status of each device (improving accuracy) on WJ-ND400 over router. - Supported new components: WV-SFN110(H), WV-SFN130(H), WV-SFV110(M)(H), WV-SFV130(M)(H) ; Supported sending listed configurations to selected cameras. - Improved User Interface (UI); Improved operability for detecting error to be made by moving devices at editing each settings of IP addresses menu. Improved visibility by changing range of target device which is to be edited from end-stop to rotation. - Fixed an issue that saved settings (CameraConfig.csv) may be able to open. - Fixed an issue that an incorrect value in the column of WV-GXE500 may be displayed after clicking Download button at "Download Current Settings from devices" of "Confirm Status of Devices".
				x	<b>3. Configure Recorders;</b> - Improved device authentication to prevent unintended access by unknown third party, by improved operability at Administrator Registration. Improved users to edit new Administrator Setting screen for WJ-ND400 version 5.3 (and newer) at Configure Recorders. - Revised an error message of delaying communication response by invalid DNS configuration on WJ-ND400
				x	<b>6. Upgrade Firmware</b> - Fixed no serial numbers of recorder were listed. - Fixed a deviating list if an i-pro/switch (switching hub) device without IP address setting were exist within the network.

VER Release Date	Priority Rank Level				Contents
	A	B	C	U	Description
5.8.0.2 Sept.,'16	C				<p>Priority Rank Level                      A : Recommend to apply (Major or serious update)                      B : When issue happened                      C : Maintenance timing                      U : Function /Performance improvement (Not Necessary to update)</p>
				x	<p><b>1. Overview;</b>                      - Supported the "Smart Cording mode" to be "Off,On(Low/Mid/High)".                      - For WV-SFV611L, WV-SFR611L, WV-SPW611, WV-SPN611, WV-SFV310, WV-SFN310, WV-SPN310, WV-SFV311, WV-SFN311, WV-SPN311 and WV-SPW311L;                      Supported higher image capture mode.                      - Fixed an issue that WJ-ND400 could not be detected automatically even if it were in the network                      - Fixed an issue that the software may not detect WJ-ND400 automatically even if it is connected network by a stand-alone state.</p>
				x	<p><b>2. Configure Devices (This was named "Configure Cameras");</b>                      - Supported new component and Firmware                      Camera: WV-SUD638                      Recorders;                      (1) WJ-ND400(V5.5)                      (2) WJ-NV300(V1.7): Only converting Setup file (Binary data) into Text data. Except Chinese market models.                      (3) WJ-NV250(V1.7): Only converting Setup file (Binary data) into Text data. For Japanese market model only.                      - Fixed an issue that fail to re-load the information of the device without HTTP port (it is shown as "TCP port=0").</p>
				x	<p><b>3. Configure Recorders;</b>                      - Supported new Firmware on recorders;                      (1) WJ-ND400(V5.5)                      (2) WJ-NV300(V1.7): Only converting Setup file (Binary data) into Text data. Except Chinese market models.                      (3) WJ-NV250(V1.7): Only converting Setup file (Binary data) into Text data. For Japanese market model only.                      - Fixed issues;                      On the recorder settings of WJ-ND400, fixed an issue that was brought by setting WV-SPW310 (The model is for Japanese market only) from another.</p>
				x	<p><b>4. Download Configuration Files and Log Files from Devices;</b>                      - Supported new component and Firmware                      Camera: WV-SUD638                      Recorders;                      (1) WJ-ND400(V5.5)                      (2) WJ-NV300(V1.7): Only converting Setup file (Binary data) into Text data. Except Chinese market models.                      (3) WJ-NV250(V1.7): Only converting Setup file (Binary data) into Text data. For Japanese market model only.                      - Fixed an issue that it may fail to retrieve "show syslog" if the display of syslog console were 20 or more.</p>
				x	<p><b>5. Upload Configuration Files to Devices;</b>                      - Supported new component and Firmware                      Camera: WV-SUD638                      Recorders;                      (1) WJ-ND400(V5.5)                      (2) WJ-NV300(V1.7): Only converting Setup file (Binary data) into Text data. Except Chinese market models.                      (3) WJ-NV250(V1.7): Only converting Setup file (Binary data) into Text data. For Japanese market model only.</p>
		x	<p><b>6. Upgrade Firmware</b>                      - Supported new component and Firmware                      Camera: WV-SUD638                      Recorders;                      (1) WJ-ND400(V5.5)                      (2) WJ-NV300(V1.7): Only converting Setup file (Binary data) into Text data. Except Chinese market models.                      (3) WJ-NV250(V1.7): Only converting Setup file (Binary data) into Text data. For Japanese market model only.                      - Fixed an issue that serial number might not be retrieved/displayed.                      - Added a message not to use spaces in the name of the folder to store the software.</p>		

VER Release Date	Priority Rank Level				Contents
	A	B	C	U	
5.9.0.1 Dec., '16	C			x	<b>2. Configure Devices (This was named "Configure Cameras");</b> - Supported new cameras: WV-S1132, WV-S1131, WV-S1112, WV-S1111, WV-S1531LN, WV-S1511LN, WV-S2531LN, WV-S2511LN, WV-S2231L, WV-S2211L, WV-S2131L, WV-S2131, WV-S2130, WV-S2111L, WV-S2110, WV-V2530L1, WV-V2530LK, WV-V1330L1, WV-V1330LK (Device detection, IP address setting, Administrator initial setting and Starting browser only) - For Chinese version only; Fixed display of "禁止" and "允许" at some setting menu were reversed. - Fixed that unnecessary message may be displayed when downloading Device Configuration List.
				x	<b>3. Configure Recorders;</b> - In WJ-ND400 editor; enhanced error checking if the camera port number at configuration of camera were blank.
				x	<b>4. Download Configuration Files and Log Files from Devices;</b> - Supported new cameras: WV-S1132, WV-S1131, WV-S1112, WV-S1111, WV-S1531LN, WV-S1511LN, WV-S2531LN, WV-S2511LN, WV-S2231L, WV-S2211L, WV-S2131L, WV-S2131, WV-S2130, WV-S2111L, WV-S2110
				x	<b>5. Upload Configuration Files to Devices;</b> - Supported new cameras: WV-S1132, WV-S1131, WV-S1112, WV-S1111, WV-S1531LN, WV-S1511LN, WV-S2531LN, WV-S2511LN, WV-S2231L, WV-S2211L, WV-S2131L, WV-S2131, WV-S2130, WV-S2111L, WV-S2110 - Improved accepting double-byte characters and spaces in the path of firmware storage folder.
5.9.0.2 Jan., '17	C			x	<b>4. Download Configuration Files and Log Files from Devices;</b> - Appeared "please try again with the recorder's DNS set to OFF (DNS of recorder is unreachable)" and failure to download log file from recorders (HD/ND/NV series) even if the recorder's DNS were "OFF".
5.9.1.7 Mar., '17	C			x	<b>1. Overview;</b> - Support HTTPS protocol. - Improved operability Support Language selection among Japanese, English and Chinese. Modified grouping of option menu. Supported displaying version information at each sub-menu.
				x	<b>2. Configure Devices (This was named "Configure Cameras");</b> - Supported new component and Firmware WJ-NX400(V1.02): [Detect Devices/Administrator Registration/Starting up web browser Fixed an issue: Unable to editing IP address assignment if detecting a device which is configure "DHCP=ON" although existing no DHCP server (detecting IP address is "0.0.0.0").
				x	<b>3. Configure Recorders;</b> - Supported new component and Firmware WJ-NX400(V1.02): [Converting parameters to csv]
				x	<b>4. Download Configuration Files and Log Files from Devices;</b> - Supported new component and Firmware WJ-NX400(V1.02): For upgrading firmware of WJ-NX400, please turn it OFF once and ON before upgrading. On WV-SW458/SF448/SF438: Improved preservation / restoration accuracy of setting parameters.
				x	<b>5. Upload Configuration Files to Devices;</b> - Supported new component and Firmware Recorders; (1) WJ-NX400 (V1.02)
				x	<b>6. Upgrade Firmware</b> - Supported new component and Firmware Recorders; (1) WJ-NX400 (V1.02)

VER Release Date	Priority Rank Level				Contents
	A	B	C	U	
6.0.0.3 May,'17	C				Priority Rank Level A : Recommend to apply (Major or serious update) B : When issue happened C : Maintenance timing U : Function /Performance improvement (Not Necessary to update)
					<b>1. Overview;</b> - Changed company name from Panasonic System Networks Co., Ltd. to Panasonic Corporation.
					<b>2. Configure Devices (This was named "Configure Cameras");</b> - Supported New cameras (i-PRO EXTREME series). Expecting settings of OSD display position and Image asjust to be supported on next version. - Supported new cameras; WV-X6531, WV-X6511, WV-V1170 and WV-V6430L - Supported the IP Address settings for both NX400 camera/PC port and PC Port. - Improved operability on choices of settings Deleted double scroll function. Foldable some menu settings. - Improved operability on Administrator Registration Made available to collect the default settings of Administrator Registration even if the dvcies were in SSL communication over router.
					<b>3. Configure Recorders;</b> - Supported "Create and / or Edit the Recorder Configuration File" on WJ-NX400/WJ-NV300 - Supported new component and Firmware WJ-ND400 (V5.6) and WJ-NV300 (V1.8).
					<b>4. Download Configuration Files and Log Files from Devices;</b> - Supported new component and Firmware WJ-ND400 (V5.6) and WJ-NV300 (V1.8). WV-X6531, WV-X6511, WV-V1170 and WV-V6430L
					<b>5. Upload Configuration Files to Devices;</b> - Supported new component and Firmware WJ-ND400 (V5.6) and WJ-NV300 (V1.8). WV-X6531, WV-X6511, WV-V1170 and WV-V6430L
				<b>6. Upgrade Firmware</b> - Supported new component and Firmware WJ-ND400 (V5.6) and WJ-NV300 (V1.8). WV-X6531, WV-X6511, WV-V1170 and WV-V6430L	

Added on May 19,2017

**Important Information for WJ-NX400 users;**  
 When you upgrade the firmware on WJ-NX400, once power off and on of WJ-NX400 before upgrading. If it were failed, please try it again after turning off and on of WJ-NX400.