

## How to upgrade firmware version 2.xx and version 4.10 (or later) in 2 steps

This document describes how to upgrade firmware from version 1.xx to 2.xx/3.xx and from version 2.xx/3.xx to 4.10 (or later) in 2 steps.

Models	Ver 1.xx	Ver 9.99	Ver2.xx Ver3.xx	Ver4.0x	Ver4.10 -
WV-SFV310 WV-SFV311 WV-SFR310 WV-SFR311 WV-SFN310 WV-SFN310H WV-SFN311 WV-SFN311H WV-SFN311L WV-SFN311LH	Ver1.42 - 1.88	sfv311_999E.zip *1	Ver2.00 - 2.70	Ver4.00 *2	Ver4.10 (or later)
WV-SPN310 WV-SPN311 WV-SPN311H	Ver1.55 - 1.88	spn311_999E.zip *1	Ver2.00 - 2.70	Ver4.00 *2	Ver4.10 (or later)
WV-SFV481 WV-SFV481H WV-SFN480 WV-SFN480H	Ver1.02 - 1.15	sfv481_999E.zip *1	Ver2.01 - 2.70	Ver4.00 *2	Ver4.10 (or later)
WV-SFV531 WV-SFN531 WV-SFR531	Ver1.85 - 1.91	sfv531_999E.zip *1	Ver2.00 - 2.70	Ver4.00 *2	Ver4.10 (or later)
WV-SPN531 WV-SPN531H	Ver1.60 - 1.88	spn531_999E.zip *1	Ver2.00 - 2.70	Ver4.00 *2	Ver4.10 (or later)
WV-SPW631LT WV-SPW631L WV-SPW611 WV-SPW611L WV-SPW311LH WV-SPW531LH	Ver1.55 - 1.88	spw631l_999E.zip *1	Ver2.00 - 2.70	Ver4.00 *2	Ver4.10 (or later)
WV-SFV631LT WV-SFV631LTH WV-SPN631 WV-SPN631H WV-SPN611 WV-SPN611H WV-SFV631L WV-SFV631LH WV-SFV611L WV-SFV611LH WV-SFN631L WV-SFN631LH WV-SFN611L WV-SFN611LH WV-SFR631L WV-SFR631LH WV-SFR611L WV-SFR611LH	Ver1.19 - 1.88	sfv631l_999E.zip *1	Ver2.00 - 2.70	Ver4.00 *2	Ver4.10 (or later)
WV-SFV781L WV-SFV781LH WV-SPV781L WV-SPV781LH	Ver1.05 - 1.07	sfv781l_999E.zip *1	Ver2.01 - 2.70	Ver4.00 *2	Ver4.10 (or later)
WV-S1132 WV-S1131 WV-S1112 WV-S1111	Ver1.04 - 1.94, Ver2.00 (No need to upgrade through Ver9.99)			Ver4.00, 4.01 or 4.02 *2	Ver4.10 (or later)
WV-S1531LN WV-S1531LNS WV-S1511LN WV-S1531LTN WV-S2231L WV-S2211L WV-S2131L WV-S2131 WV-S2130 WV-S2111L WV-S2110 WV-S2531LN WV-S2531LTN WV-S2511L	Ver1.04 - 1.94, Ver2.00 (No need to upgrade through Ver9.99)			Ver4.00, 4.01 or 4.02 *2	Ver4.10 (or later)
WV-S3531L WV-S3511L WV-S3131L WV-S3111L WV-S3532LM WV-S3512LM				Ver4.00 or 4.01	Ver4.10 (or later)
WV-S6131 WV-S6111	Ver1.10 - 1.94, Ver2.00 (No need to upgrade through Ver9.99)			Ver4.00 or 4.01 *2	Ver4.10 (or later)
WV-S6530N WV-S6530NS WV-S6130	Ver1.32 - 1.94, Ver2.00 (No need to upgrade through Ver9.99)			Ver4.00, 4.01 or 4.02 *2	Ver4.10 (or later)
WV-SUD638 WV-SUD638B WV-SUD638-H WV-SUD638-T			Ver2.46 - 2.70	Ver4.00 or 4.01 *2	Ver4.10 (or later)
WV-SUD638H			Ver3.01 - 3.11	Ver4.00 *2	Ver4.10 (or later)
WV-X6531N WV-X6531NS WV-X6511N	Ver1.03 - 1.94, Ver2.00 (No need to upgrade through Ver9.99)			Ver4.00 or 4.01 *2	Ver4.10 (or later)


Models	Ver 1.xx	Ver 9.99	Ver2.xx Ver3.xx	Ver4.0x	Ver4.10 -
WV-SFV311A WV-SFV310A WV-SFR311A WV-SFR310A WV-SFN311A WV-SFN310A WV-SPW531AL WV-SPW532L WV-SPW311AL WV-SPW312L WV-SPN531A WV-SPN311A WV-SPN310A		Ver1.91, Ver2.00 - 2.70 (No need to upgrade through Ver9.99)		Ver4.00 *2	Ver4.10 (or later)
WV-SBV131M WV-SBV111M		Ver1.93 - 1.94, Ver2.40 - 2.70 (No need to upgrade through Ver9.99)		Ver4.00 *2	Ver4.10 (or later)
WV-SFV130 WV-SFV130M WV-SFV110 WV-SFV110M WV-SFN130 WV-SFN130H WV-SFN110			Ver2.40 - 2.70	Ver4.00 *2	Ver4.10 (or later)
WV-S2550L WV-S2250L WV-S1550L		Ver1.02 - 1.21 (No need to upgrade through Ver9.99)		Ver4.00 *2	Ver4.10 (or later)
WV-S4150 WV-S4550L WV-S4550LM		Ver1.01 - 1.23 (No need to upgrade through Ver9.99)		Ver4.00 *2	Ver4.10 (or later)
WV-X4171 WV-X4170 WV-X4571L WV-X4571LM		Ver1.30 - 1.61 (No need to upgrade through Ver9.99)		Ver4.00 *2	Ver4.10 (or later)
WV-X8570N WV-X8570NH WV-S8530N		Ver1.04 - 1.20 (No need to upgrade through Ver9.99)		Ver4.00 *2	Ver4.10 (or later)

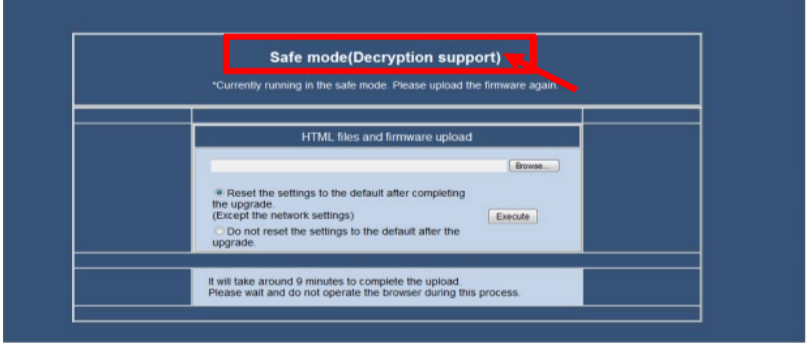
\*1 In case of firmware updating from 1.xx(or earlier) to 2.xx (or later), you have to upgrade version 9.99 once, then upgrade 2.xx. To obtain the firmware version 9.99, please use the form on the web page [https://i-pro.com/products\\_and\\_solutions/en/surveillance/contact-form/upgrade\\_v99](https://i-pro.com/products_and_solutions/en/surveillance/contact-form/upgrade_v99) to request as providing the firmware is on request only; complete the form with the model number of your camera(s), current firmware version and "Request firmware version 9.99", then click "Submit" button.

In a case appearing "Safe mode", please upgrade version 9.99 again or version 2.00 (or later) directly depends on the situation as follow;

A. When you see the "Safe mode" without showing "Decryption support", please upgrade version 9.99 again then version 2.00 (or later).

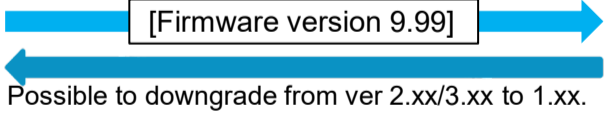
B. When you see the "Safe mode (Decryption support)", you can upgrade version 2.00 (or later) without upgrading version 9.99.





Once you have upgraded camera firmware to ver 2.xx/3.xx (or later), you can downgrade it to ver 1.xx without using ver 9.99.

Cameras [Firmware version 1.xx]

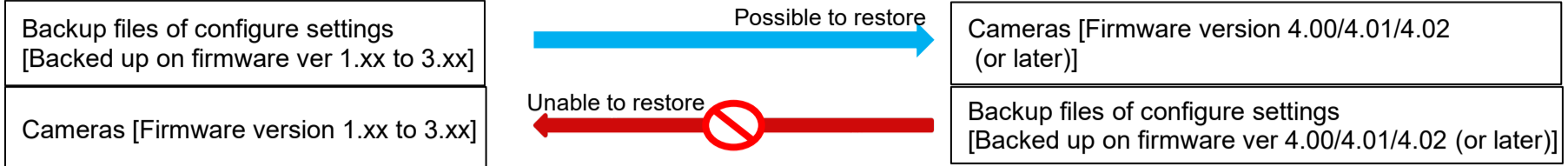


Possible to downgrade from ver 2.xx/3.xx to 1.xx.

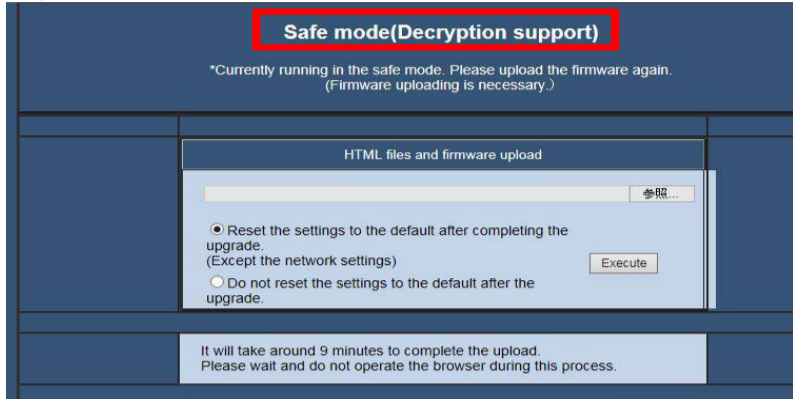
Cameras [Firmware version 2.xx/3.xx]

\*2 In case of firmware updating from 2.xx(3.02/3.11) to 4.10 (or later), you have to upgrade version 4.0x once, then upgrade 4.10 (later).

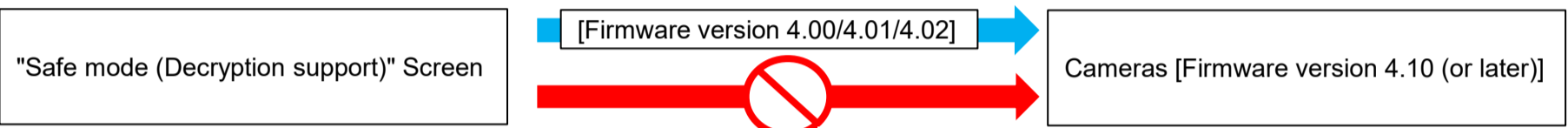
Backup file of camera configure settings which is created on firmware version 1.xx to 3.xx, can restore on firmware version 4.00/4.01/4.02 (later). But the one which is created on firmware version 4.00/4.01/4.02 (later), cannot restore on firmware version 1.xx to 3.xx.



If you see the "Safe mode (Decryption support)" screen as below, upgrade **once again** to the firmware version 4.00/4.01/4.02, and then upgrade to 4.10 or later.



Updated: May 28, 2020



Note: "The uploaded firmware file is invalid." appears if staged upgrade using version 4.00/4.01/4,02 is not performed.

Once you have upgraded camera firmware to ver 4.10 (or later), you can downgrade it to ver 2.xx/3.xx without using ver 4.00/4.01/4.02.

